

2006 → 2016

A GROWING AND CULTURALLY DIVERSE CAIRNS REGION

CAIRNS LOCAL GOVERNMENT AREA: CENSUS 2016 SNAPSHOT


A GROWING POPULATION

CAIRNS HAS GROWN BY 23.1% OR 29,467 PERSONS FROM

127,434 TO **156,901**



OUR **MEDIAN AGE** HAS INCREASED



INCREASING CULTURAL DIVERSITY



The proportion of **Indigenous persons** has increased from

7.8% → **9.0%**

The Indigenous population increased by **4,174 persons**, or **42.1%**, to **14,094 PERSONS**

The proportion of persons **born overseas** has increased from

18.2% → **21.5%**

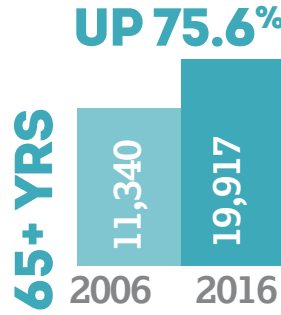
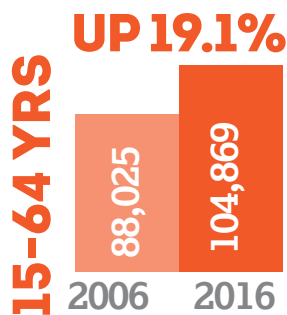
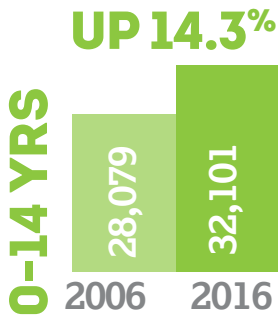
PERSONS WHO **SPOKE A LANGUAGE OTHER THAN ENGLISH** INCREASED FROM

9.2% to **13.3%**

MORE CAIRNS RESIDENTS HAVE BOTH **PARENTS BORN OVERSEAS**

22.5% to **26.1%**

OUR AGE STRUCTURE IS CHANGING



HOUSEHOLD COMPOSITION IS CHANGING



There is an increase in the proportion of

ONE PARENT HOUSEHOLDS **11%** up to **12%**

LONE PERSON HOUSEHOLDS **21.4%** up to **23.4%**

INCOME, HOUSING TENURE AND COSTS HAVE CHANGED



MEDIAN PERSONAL WEEKLY INCOME IS UP BY 30.7% FROM

from \$530 to \$693

MEDIAN FAMILY WEEKLY INCOME IS UP BY 34.0%

from \$1,198 to \$1,605

Occupied private dwellings have increased by



FROM 52,747 TO 62,267



More of us live in **separate houses** **67.5%** to **68.4%**

and **semi-detached houses** **7.4%** to **9.6%**

Fewer of us live in **Apartments**

21.3% to **18.2%**

More dwellings are **rented** from **34.7%** to **35.7%**

AVERAGE HOUSEHOLD SIZE HAS REMAINED THE SAME AT

2.5 PERSONS



MEDIAN MONTHLY MORTGAGE REPAYMENTS ARE UP BY 31.3% FROM

\$1,268 to \$1,665



MEDIAN WEEKLY RENTAL PAYMENTS ARE UP BY 50% FROM

\$200 to \$300